

1.0~1.8t XF series mast: (pneumatic)

Type	Model	Overall height						Free lift			Tilt range		Capacity						
		Max. fork height	Lowered		Extended		Without backrest	With backrest	Front Overhang	FwD	BwD	Load capacity at 500mm							
			mm	mm	mm	mm						mm	mm	Single tire			Dual tire		
														1.1/1.5	1.75t	1t	1.5t	1.75t	1t
Wide view mast	X1SM200	2000	1495	2565	2955	155	155	405	410	6	12	1000	1500	1750	1000	1500	1750		
	X1SM250	2500	1745	3065	3455	155	155	405	410	6	12	1000	1500	1750	1000	1500	1750		
	X1SM270	2700	1845	3265	3655	155	155	405	410	6	12	1000	1500	1750	1000	1500	1750		
	X1SM300	3000	1995	3565	3955	155	155	405	410	6	12	1000	1500	1750	1000	1500	1750		
	X1SM330	3300	2145	3865	4255	155	155	405	410	6	12	1000	1500	1750	1000	1500	1750		
	X1SM350	3500	2245	4065	4455	155	155	405	410	6	12	1000	1500	1750	1000	1500	1750		
	X1SM370	3700	2395	4265	4655	155	155	405	410	6	12	1000	1500	1750	1000	1500	1750		
	X1SM400	4000	2495	4465	4855	155	155	405	410	6	12	1000	1500	1650	1000	1500	1750		
	X1SM430	4300	2745	4900	5255	155	155	405	410	6	6	950	1450	1600	1000	1450	1650		
	X1SM450	4500	2845	5100	5455	155	155	405	410	6	6	900	1400	1550	950	1400	1600		
	X1SM470	4700	2945	5300	5655	155	155	405	410	6	6	850	1350	1500	900	1350	1550		
	X1SM500	5000	3095	5600	5955	155	155	405	410	6	6	800	1300	1450	850	1300	1500		
	X1SM550	5500	3345	6100	6455	155	155	405	410	6	6	/	/	/	750	1150	1300		
	X1SM600	6000	3595	6600	6955	155	155	405	410	6	6	/	/	/	700	1050	1150		
Wide view full free duplex mast	X1SU200	2000	1560	2585	2945	975	615	405	410	6	12	1000	1500	1750	1000	1500	1750		
	X1SU250	2500	1810	3085	3445	1225	865	405	410	6	12	1000	1500	1750	1000	1500	1750		
	X1SU270	2700	1910	3285	3645	1325	965	405	410	6	12	1000	1500	1750	1000	1500	1750		
	X1SU300	3000	2010	3590	3950	1425	1065	405	410	6	12	1000	1500	1750	1000	1500	1750		
	X1SU330	3300	2160	3885	4245	1575	1215	405	410	6	12	1000	1500	1750	1000	1500	1750		
	X1SU350	3500	2260	4085	4445	1675	1315	405	410	6	12	1000	1500	1750	1000	1500	1750		
	X1SU370	3700	2360	4285	4645	1775	1415	405	410	6	12	1000	1500	1750	1000	1500	1750		
	X1SU400	4000	2560	4585	4945	1975	1615	405	410	6	12	1000	1500	1650	1000	1500	1700		
	X1SN400	4000	1970	4680	4955	1300	1025	420	425	6	6	900	1400	1550	950	1400	1600		
	X1SN430	4300	2070	4980	5255	1400	1125	420	425	6	6	850	1350	1500	900	1350	1550		
	X1SN450	4500	2120	5130	5455	1500	1175	420	425	6	6	800	1300	1450	850	1300	1500		
	X1SN470	4700	2170	5380	5750	1585	1225	420	425	6	6	750	1250	1400	800	1250	1450		
	X1SN500	5000	2270	5595	5955	1685	1325	420	425	6	6	700	1200	1350	800	1250	1450		
	X1SN550	5500	2470	6095	6455	1885	1525	420	425	3	6	650	950	1050	750	1150	1350		
X1SN600	6000	2720	6730	7055	2100	1775	420	425	3	6	600	700	750	700	1050	1150			
X1SN650	6500	2870	7180	7455	2200	1925	420	425	3	6	/	/	/	550	800	900			
X1SN700	7000	2970	7595	7955	2385	2025	420	425	3	6	/	/	/	400	550	650			

With sideshifter minus 150kg,with integral sideshifter minus 100kg

2.0~2.5t XF series mast: (pneumatic)

Type	Model	Overall height						Free lift			Tilt range		Capacity						
		Max. fork height	Lowered		Extended		Without backrest	With backrest	Front Overhang	FwD	BwD	Load capacity at 500 mm							
			mm	mm	mm	mm						mm	mm	Single tire			Dual tire		
														2.0t	2.5t	2.0t	2.5t		
Wide view mast	X2SM200	2000	1535	2660	3045	140	140	465	6	12	2000	2500	2000	2500					
	X2SM250	2500	1785	3160	3545	140	140	465	6	12	2000	2500	2000	2500					
	X2SM270	2700	1885	3360	3745	140	140	465	6	12	2000	2500	2000	2500					
	X2SM300	3000	2035	3660	4045	140	140	465	6	12	2000	2500	2000	2500					
	X2SM330	3300	2185	3960	4345	140	140	465	6	12	2000	2500	2000	2500					
	X2SM350	3500	2285	4160	4545	140	140	465	6	12	2000	2500	2000	2500					
	X2SM370	3700	2435	4360	4745	140	140	465	6	12	2000	2500	2000	2500					
	X2SM400	4000	2635	4660	5045	140	140	465	6	12	2000	2450	2000	2500					
	X2SM430	4300	2785	4960	5345	140	140	465	6	6	1950	2400	2000	2500					
	X2SM450	4500	2855	5160	5545	140	140	465	6	6	1900	2350	1950	2300					
	X2SM470	4700	2985	5360	5745	140	140	465	6	6	1850	2300	1900	2150					
	X2SM500	5000	3135	5660	6045	140	140	465	6	6	1800	2250	1850	2100					
	X2SM550	5500	3385	6160	6545	140	140	465	3	6	1600	1900	1600	1900					
	X2SM600	6000	3635	6660	7045	140	140	465	3	6	1400	1750	1400	1750					
Wide view full free duplex mast	X2SU200	2000	1560	2680	3045	880	510	465	6	12	2000	2500	2000	2500					
	X2SU250	2500	1810	3180	3545	1130	760	465	6	12	2000	2500	2000	2500					
	X2SU270	2700	1910	3380	3745	1230	860	465	6	12	2000	2500	2000	2500					
	X2SU300	3000	2010	3680	4045	1330	960	465	6	12	2000	2500	2000	2500					
	X2SU330	3300	2160	3980	4345	1480	1110	465	6	12	2000	2500	2000	2500					
	X2SU350	3500	2260	4180	4545	1580	1210	465	6	12	2000	2500	2000	2500					
	X2SU370	3700	2360	4380	4745	1680	1310	465	6	12	2000	2500	2000	2500					
	X2SU400	4000	2560	4680	5045	1830	1460	465	6	12	2000	2450	2000	2500					
	X2SN400	4000	2000	4700	5045	1300	955	480	6	6	1900	2350	1950	2450					
	X2SN430	4300	2100	5000	5345	1400	1055	480	6	6	1850	2300	1900	2350					
	X2SN450	4500	2150	5250	5645	1470	1105	480	6	6	1800	2250	1850	2300					
	X2SN470	4700	2200	5500	5945	1520	1155	480	6	6	1750	2200	1800	2250					
	X2SN500	5000	2300	5680	6045	1620	1255	480	6	6	1700	2150	1800	2200					
	X2SN550	5500	2500	6180	6545	1820	1455	480	3	6	1300	1400	1600	1900					
X2SN600	6000	2700	6720	7070	1950	1600	480	3	6	900	1000	1200	1500						
X2SN650	6500	2900	7260	7545	2200	1855	480	3	6	/	/	1200	1450						
X2SN700	7000	3050	7680	8045	2370	2005	480	3	6	/	/	1000	1150						

With sideshifter minus 150kg,with integral sideshifter minus 100kg

3.0~3.5t XF series mast: (pneumatic)

Type	Model	Max. fork height	Overall height						Free lift			Tilt range		Capacity					
			Lowered (mm)		Extended		Without backrest (mm)	With backrest (mm)	Front Overhang (mm)	FwD	BwD	Load capacity at 500 mm							
			mm	mm	mm	mm						mm	mm	Single tire			Dual tire		
														3.0t	3.5t	3.0t	3.5t	3.0t	3.5t
Wide view mast	X30/3SM200	2000	1550	1665	2735	2815	3145	3145	145	145	145	480	485	6	12	3000	3500	3000	3500
	X30/3SM250	2500	1800	1915	3235	3315	3645	3645	145	145	145	480	485	6	12	3000	3500	3000	3500
	X30/3SM270	2700	1900	2015	3435	3515	3845	3845	145	145	145	480	485	6	12	3000	3500	3000	3500
	X30/3SM300	3000	2050	2165	3735	3815	4145	4145	145	145	145	480	485	6	12	3000	3500	3000	3500
	X30/3SM330	3300	2200	2315	4035	4115	4445	4445	145	145	145	480	485	6	12	3000	3500	3000	3500
	X30/3SM350	3500	2300	2415	4235	4315	4645	4645	145	145	145	480	485	6	12	3000	3500	3000	3500
	X30/3SM370	3700	2450	2565	4435	4515	4845	4845	145	145	145	480	485	6	12	3000			



Simple/ Solid/ Smart

In the new XF Series, Hangcha brought together the experience of more than 30 years building forklifts and the latest forklift technologies, the result is superior in efficiency, environmental friendliness, comfortable operation, reliability, safety. The XF Series, produced from careful research and development, represent a true solution to needs from environment, operator and owner.

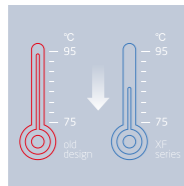
Productivity

Dynamic load sensing hydraulic steering system, Efficiency lighting system, lower fuel consumption, combine to provide increased productivity and reduced operating costs.

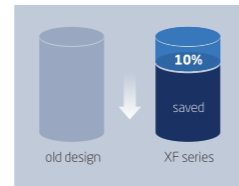
The new Dynamic load sensing hydraulic steering system contributes to reduce loss of hydraulic and improve energy efficiency.

The new efficiency lighting system employs LED illuminant and new type reflector to reduce energy consumption, improve significantly illumination performance and prolong work time.

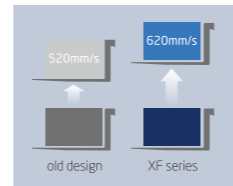
By optimizing transmission design, the power train provides higher efficiency. The fuel consumption is reduced by 10%.



Hydraulic oil balanced temperature (2.5T 4TNE98)



Fuel consumption



Speed at full load (2.5T 4TNE98)

Environmental Friendliness



A lineup of powerful and clean engines and environment friendly materials help to reduce the output of undesirable substances over the lifetime of the truck, while creating a cleaner work environment.

Each model employs a specially developed engine for the optimum balance of power and superior environmental performance. All engines are in compliance with EU stage-III control regulation.

The environment friendly materials, such as nonasbestos brake shoe and new type sealing gasket, are adopted entirely to pursue environmental safety.

Comfortable Operation



In developing the new XF Series, comfort and ease of operation is carefully considered, for example, to improve vibration levels, compound engine damper and full floating power train are adopted. Comfortable operating environments for operator also contribute to increased productivity.



In addition to rubber damper between frames and steering axle, compound engine damper and full floating power train achieve flexible connection between frames and driving system, as a result, traveling vibrations and vibrations from the driving system are significantly reduced.



The enlarged capacity of optimized exhaust muffler, the intake muffler and the noise shield technologies provide significantly lower noise levels.

1. The new, relocated easy-to-see LCD meter lets the operator check on all aspects of operational status at a glance.
2. The new automobile-style light/turn-signal lever and forward-reverse lever are ergonomically designed and arranged to improve comfort and productivity.
3. The small diameter steering wheel with tilt adjustment provides the ideal operating position. The superior responsiveness of the steering wheel optimizes maneuverability even in narrow spaces.
4. The parking brake is specially developed. The operational force is reduced by 30%.
5. The automobile-style suspended pedals provide more ergonomic operation.



Comfortable Operation

Optimal visibility in all directions create the best conditions for high productivity through relaxed and safe working.



The extra foot space is provided to reduce operator fatigue significantly. The new wide-open, non-slip step makes getting in and out easy and safe. The optional Electro-hydraulic proportional control system contributes more sensitive and precise load handling. The easy-to-operate levers provide total load handling operation. An armrest is provided to reduce fatigue.

In addition to the soft landing system, the soft lifting system is adopted (front lifting cylinders of triplex mast and full free duplex mast), as a result, the noise and shock of the mast significantly decreases.

The developed front lifting cylinders with smaller outer diameter give the operator superior forward visibility.

The double lifting cylinders provide better forward visibility.

Reliability

By focusing on enhancing reliability, reducing downtime, the XF series is able to make the greater productivity for customer.



The new aluminum alloy transmission with full floating structure features excellent heat dissipation capability, more and thicker disc meet the most demanding applications.



The new vehicle controller integrates all electrical components, features excellent durability for temperature, water and vibration for most demanding operation.



The new stamped air cleaner featuring tangential intake, double seal with safety filter is durable, corrosion-free and vibration-resistant, provides better filter efficiency and lower intake resistance than the previous.



XF series features rugged design, stamped frame and engine hood, stamped instrument panel and head guard, heavy profile rail mast combine to provide excellent rigidity, which ensures outstanding reliability even in heavy-duty work.



Extra capacity combined radiator with serpentine wave and optimized heat dissipation channel enhance the heat dissipation capability to keep engine reliability even in heavy-duty applications.

Easy Maintenance



Careful design facilitates inspection and servicing. Easy maintenance reduces the amount of downtime and helps to reduce cost also.

The cover on the Panel can be lifted up simply to check the brake fluid.

The two-piece design makes the floorboard easy to lift and remove for access to the power train.

The easy-to-operate latch provides quick access to the engine compartment.

The fasteners of the radiator cover can be turned easily by hand to enable quick inspections or servicing.

Safety

A wide range of technologies are applied to ensure absolute safety for both the operator and those in the surrounding.



The locking device of the engine hood damper and parking brake help add to safety.



An optional rear-pillar assist grip with a horn button enhances safety of operator while traveling in reverse.



1. The operator presence sensing system incorporates lifting/tilting and traveling locking function. When the operator leaves the seat, the system automatically locks lifting / tilting and disables traveling to ensure safety.
2. A throttling device is adopted to avoid the mast being out of control even some pipes are broken.

Standards


Transmission	Steering	Chassis	Control	Hydraulic
<ul style="list-style-type: none"> / Suspended transmission / Oil filter / Dipstick / Oil cooler / Non-asbestos brake 	<ul style="list-style-type: none"> / Full hydraulic power steering / Smaller diameter steering wheel / Adjuster of steering wheel 	<ul style="list-style-type: none"> / Skidproof pedal / Rubber pedal / Engine hood spring 	<ul style="list-style-type: none"> / Power steering / Suspension pedal / Integrated combination switch / Cable parking brake 	<ul style="list-style-type: none"> / Dynamic load sensing control valve (Diesel IC) / Hydraulic oil filter / Tilt cylinder self-locking valve / Hydraulic oil dipstick
Truck	Power	Electronics	Mast	
<ul style="list-style-type: none"> / Traction device / Handhilds / Standard seat / Standard overhead guard / Waterproof cover on the guard / Back view mirror / Pneumatic tyres / Toolbox 	<ul style="list-style-type: none"> / Big capacity aluminum radiator / Little tank / Whirlwind air cleaner / Safety filter / High-efficient intake muffler / High-efficient exhaust muffler 	<ul style="list-style-type: none"> / High-efficient front lights / High-efficient LED rear lights / Service-free start battery / Combination controller / LCD display / Neutral switch / Timee meter / Fuel gauge / Water temperature gauge / Pre-heat indicator / Charging indicator / Engine fuel pressure warning / Transmission oil pressure warning / Horn / Reversing buzzer / Power off 	<ul style="list-style-type: none"> / Standard wide view duplex mast / Standard forks / Standard fork carriage / Standard load back rest / Mast speed limiting valve / Load safety valve / Mast down buffer device / Mast up buffer device / Side roller 	

Options

Truck	Transmission	Power	Hydraulic	Electronics	Mast
<ul style="list-style-type: none"> / Cabin / Cabin heater / Front window / Super elastic tyre / No-mark tyre (white/green) / Suspension seat / Extinguisher / Cover of tilt cylinder / Heightening overhead guard / Reversing assist grip / Special given color / Seat with sensing system / Boot for tilt cylinder / Counter weight net 	<ul style="list-style-type: none"> / 2-D wheel / Wet brake system 	<ul style="list-style-type: none"> / Dual fuel LPG system / Big capacity copper radiator / High-positioned exhaust system / Middle-positioned exhaust system / Air pre-cleaner / Net cover of radiator / Sparkle arrester / Purified exhaust system / Swivel LPG bottle support / Downward LPG bottle support / Fan protector 	<ul style="list-style-type: none"> / Auxiliary hydraulic valve / Electro-hydraulic proportional control system / Return oil filter 	<ul style="list-style-type: none"> / OBD / Front working light / Rear working light / Warning lamp / Oil-water separator warning 	<ul style="list-style-type: none"> / Duplex wide view free-lift mast / Triplex wide view free-lift mast / Triplex wide view 4-cylinder free-lift mast / Special forks / Wider fork carriage / Wider load back rest

Optional Attachments

- / Paper roll clamp
- / Rotating bale clamp
- / Load stabilizer
- / Multi-drum clamp
- / Bale clamp
- / Drum clamp
- / Dumping clamp
- / Crane arm
- / String Pole
- / Sideshifter
- / Rotating forks
- / Fork extensioner
- / Load release device
- / Carton clamp
- / Push-pull device
- / Bucket
- / Hook
- / Lengthened fork



XF series 1.0-1.8t forklift specification :

		HANGCHA GROUP CO.,LTD.																
Distinguishing mark	1.1	Manufacturer	HANGCHA GROUP CO.,LTD.															
	1.2	Manufacturer's type designation	CPCD10-XW32F/B/M	CPQD10-XW21F/B/M	CPCD10-XW10F	CPCD15-XW32F/B/M	CPYD15-XW51F/B/M	CPQD15-XW21F/B/M	CPYD15-XW21F/B/M	CPQD15-XW21F/B/M	CPCD15-XW10F	CPCD18-XW32F/B/M	CPYD18-XW51F/B/M	CPQD18-XW21F/B/M	CPYD18-XW21F/B/M	CPQD18-XW21F/B/M	CPCD18-XW10F	
	1.3	Drive: electric (battery or mains), diesel, petrol, fuel gas	Diesel	Gasoline	Diesel	Diesel	LPG	Gasoline	LPG	DUAL FUEL	Diesel	Diesel	LPG	Gasoline	LPG	DUAL FUEL	Diesel	
	1.5	Rated capacity/rated load	1000				1500				1750							
	1.6	Load centre distance	500				500				500							
	1.8	Load distance, centre of drive axle to fork	405				405				405							
		Rear overhang	375				405				430							
	1.9	Wheelbase	1475				1475				1475							
	Weight	2.1	Service Weight	2510				2650				2760						
2.2		Axle loading, laden front/rear	3055/455				3660/490				3995/520							
2.3		Axle loading, unladen front/rear	1260/1250				1240/1410				1225/1540							
Tyres, chassis	3.2	Tyre size, front	6.50-10-10PR				6.50-10-10PR				6.50-10-10PR							
	3.3	Tyre size, rear	5.00-8-10PR				5.00-8-10PR				5.00-8-10PR							
	3.6	Tread, front	900				900				900							
	3.7	Tread, rear	920				920				920							
Dimensions	4.1	Tilt of mast/fork carriage forward/backward	6/12				6/12				6/12							
	4.2	Height, mast lowered	1995				1995				1995							
	4.3	Free lift	155				155				155							
	4.4	Lift	3000				3000				3000							
	4.5	Height, mast extended	3955				3955				3955							
	4.7	Height of overhead guard (cabin)	2125(2205*)				2125(2205*)				2125(2205*)							
	4.20	Length to face of forks	2255				2285				2310							
	4.21	Overall width	1080				1080				1080							
	4.22	Fork dimensions	920×100×35				920×100×35				920×100×35							
	4.31	Ground clearance, laden, below mast	115				115				115							
	4.32	Ground clearance, centre of wheelbase	140				140				140							
	4.35	Turning radius	1965				1990				2015							
		Min. right angle stacking aisle width (Add load length and clearance)	2370				2395				2420							
Performance data	5.1	Travel speed, laden/unladen	(-/19)(-/19.3)(-/19)		(-/18)(-/18)(-/18)		-/19		(-/19)(-/19.3)(-/19)		(-/18)(-/18)(-/18)		-/19					
	5.2	Lift speed, laden/unladen	0.580/-		0.510/-		0.610/-		0.580/-		0.510/-		0.610/-					
	5.3	Lowering speed, laden/unladen	0.500/-		0.500/-		0.500/-		0.500/-		0.500/-		0.500/-					
	5.5	Drawbar pull, laden/unladen	(14500/-)(14400/-)(14100/-)		(14800/-)(14500/-)(14300/-)		15500/-		(14500/-)(14400/-)(14100/-)		(14800/-)(14600/-)(14300/-)		15500/-					
	5.7	Gradeability, laden/unladen*	(40/-)(39/-)(38/-)		(41/-)(40/-)(39/-)		41/-		(33/-)(33/-)(32/-)		(34/-)(33/-)(33/-)		34/-					
Combustion-engine	7.1	Engine manufacturer/type	YANMAR/4TNE92	GCT(NISSAN)/K21	ISUZU C240PKJ-30	YANMAR/4TNE92	GCT(NISSAN)/K21LPG	GCT(NISSAN)/K21	ISUZU C240PKJ-30	YANMAR/4TNE92	GCT(NISSAN)/K21LPG	GCT(NISSAN)/K21	ISUZU C240PKJ-30					
		Emission STD	StageIIA/Tier3		StageIIIA	StageIIIA/Tier3		StageIIIA	StageIIIA/Tier3		StageIIIA							
	7.2	Engine power according to DIN ISO 1585	32.8		31.5	35.4		32.8	29	31.5		35.4	32.8					
	7.3	Rated speed	2450		2300	2500		2450	2250	2300		2500	2450					
	7.4	Number of cylinders/displacement	4/2659		4/2065	4/2369		4/2659	4/2065	4/2369		4/2659	4/2065					
	7.10	Battery voltage/nominal capacity	12/60		12/60	12/60		12/60	12/60	12/60		12/60	12/60					
		Rated torque	142/1600		144/1600	139.9/1800		142/1600	140/1600	144/1600		139.9/1800	142/1600					
		Bore × stroke	92x100		89x83	86x102		92x100	89x93	86x102		92x100	89x83					
		Transmissions Manufacturer	HANGCHA/OKAMURA/MS			HANGCHA	HANGCHA/OKAMURA/MS			HANGCHA	HANGCHA/OKAMURA/MS			HANGCHA				
		Transmissions Type	Powershift															
	Stage	FWD/RVS																
Addition data	10.1	Operating pressure for attachments	145															
	10.4	Fuel tank capacity	50	50	50	50	28	50	28	50	50	28	50	28	50	28	50	

Note: *With suspension seat or cabin

* As a calculated value

XF series 2.0~2.5t forklift specification :

HANGCHA GROUP CO.,LTD.																												
Distinguishing mark	HANGCHA GROUP CO.,LTD.																											
	CPD20-XW33F/B/M	CPYD20-XW52F/B/M	CPQD20-XW22F/B/M	CPYD20-XW22F/B/M	CPQYD20-XW22F/B/M	CPD20-XW32F	CPYD20-XW51F	CPQD20-XW21F	CPYD20-XW21F	CPQYD20-XW21F	CPD20-XW43F/B	CPD20-XW55F/B	CPD20-XW56F/B/M	CPD20-XW10F	CPD25-XW33F/B/M	CPYD25-XW52F/B/M	CPQD25-XW22F/B/M	CPYD25-XW22F/B/M	CPQYD25-XW22F/B/M	CPD25-XW32F	CPYD25-XW51F	CPQD25-XW21F	CPYD25-XW21F	CPQYD25-XW21F	CPD25-XW43F/B	CPD25-XW55F/B	CPD25-XW56F/B/M	CPD25-XW10F
	Diesel	LPG	Gasoline	LPG	DUAL FUEL	Diesel	LPG	Gasoline	LPG	DUAL FUEL	Diesel	Diesel	Diesel	Diesel	Diesel	LPG	Gasoline	LPG	DUAL FUEL	Diesel	LPG	Gasoline	LPG	DUAL FUEL	Diesel	Diesel	Diesel	Diesel
1.1	2000														2500													
1.2	500														500													
1.3	465														465													
1.5	415														490													
1.6	1650														1650													
1.8	3405														3765													
1.9	4705/700														5475/790													
2.1	1610/1795														1560/2205													
2.2	7.00-12-12PR														7.00-12-12PR													
2.3	6.00-9-10PR														6.00-9-10PR													
2.4	965														965													
2.5	973														973													
2.6	6/12														6/12													
2.7	2035														2035													
2.8	140														140													
2.9	3000														3000													
3.0	4045														4045													
3.1	2135(2215*)														2135(2215*)													
3.2	2530														2605													
3.3	1155														1155													
3.4	1070x122x40														1070x122x40													
3.5	115														115													
3.6	150														150													
3.7	2180														2245													
3.8	2645														2710													
3.9																												
3.10																												
3.11																												
3.12																												
3.13																												
3.14																												
3.15																												
3.16																												
3.17																												
3.18																												
3.19																												
3.20																												
3.21																												
3.22																												
3.23																												
3.24																												
3.25																												
3.26																												
3.27																												
3.28																												
3.29																												
3.30																												
3.31																												
3.32																												
3.33																												
3.34																												
3.35																												
3.36																												
3.37																												
3.38																												
3.39																												
3.40																												
3.41																												
3.42																												
3.43																												
3.44																												
3.45																												
3.46																												
3.47																												
3.48																												
3.49																												
3.50																												
3.51																												
3.52																												
3.53																												
3.54																												
3.55																												
3.56																												
3.57																												
3.58																												
3.59																												
3.60																												
3.61																												
3.62																												
3.63																												
3.64																												
3.65																												
3.66																												
3.67																												
3.68																												
3.69																												
3.70																												
3.71																												
3.72																												
3.73																												
3.74																												
3.75																												
3.76																												
3.77																												
3.78																												
3.79																												
3.80																												
3.81																												
3.82																												
3.83																												
3.84																												
3.85																												
3.86																												
3.87																												
3.88																												
3.89																												
3.90																												
3.91																												
3.92																												
3.93																												
3.94																												
3.95																												
3.96																												
3.97																												
3.98																												
3.99																												
3.100																												
3.101																												
3.102																												
3.103																												
3.104																												
3.105																												
3.106																												
3.107																												
3.108																												
3.109																												
3.110																												
3.111																												
3.112																												
3.113																												
3.114																												
3.115																												
3.116																												
3.117																												
3.118																												
3.119																												
3.120																												
3.121																												
3.122																												
3.123																												
3.124																												
3.125																												
3.126																												
3.127																												
3.128																												
3.129																												
3.130																												
3.131																												
3.132																												
3.133																												
3.134																												
3.135																												
3.136																												
3.137																												
3.138																												
3.139																												
3.140																												
3.141																												
3.142																												
3.143																												
3.144																												
3.145																												
3.146																												
3.147																												
3.148																												
3.149																												
3.150																												
3.151																												
3.152																												
3.153																												
3.154																												
3.155																												
3.156																												
3.157																												
3.158																												
3.159																												
3.160																												
3.161																												
3.162																												
3.163																												
3.164																												
3.165																												
3.166																												
3.167																												
3.168																												
3.169																												
3.170																												
3.171																												
3.172																												
3.173																												
3.174																												
3.175																												
3.176																												
3.177																												
3.178																												
3.179																												
3.180																												
3.181																												
3.182																												
3.183																												
3.184																												
3.185																												
3.186																												
3.187																												
3.188																												
3.189																												
3.190																												
3.191																												
3.192																												
3.193																												
3.194																												
3.195																												
3.196																												
3.197																												
3.198																												
3.199																												
3.200																												
3.201																												
3.202																												
3.203																												
3.204																												
3.205																												
3.206																												
3.207																												
3.208																												
3.209																												
3.210																												
3.211																												
3.212																												
3.213																												
3.214																												
3.215																												
3.216																												
3.217																												
3.218																												
3.219																												
3.220																												
3.221																												
3.222																												
3.223																												
3.224																												
3.225																												
3.226																												
3.227																												
3.228																												
3.229																												
3.230																												
3.231																												
3.232																												
3.233																												
3.234																												
3.235																												
3.236																												
3.237																												
3.238																												
3.239																												
3.240																												
3.241																												
3.242																												
3.243																												
3.244																												
3.245																												
3.246																												
3.247																												
3.248																												
3.249																												
3.250																												
3.251																												
3.252																												
3.253																												
3.254																												
3.255																												
3.256																												
3.257																												
3.258																												
3.259																												
3.260																												
3.261																												
3.262																												
3.263																												
3.264																												
3.265																												
3.266																												
3.267																												
3.268																												
3.269																												
3.270																												
3.271																												
3.272																												
3.273																												
3.274																												
3.275																												
3.276																												
3.277																												
3.278																												
3.279																												
3.280																												
3.281																												
3.282																												
3.283																												
3.284																												
3.285																												
3.286																												
3.287																												
3.288																												
3.289																												
3.290																												
3.291																												
3.292																												
3.293																												
3.294																												
3.295																												
3.296																												
3.297																												
3.298																												
3.299																												

XF series 3.0~3.5t forklift specification:

Distinguishing mark		HANGCHA GROUP CO.,LTD.																	
		CPD30-XW33F/B/M	CPYD30-XW52F/B/M	CPQD30-XW22F/B/M	CPYD30-XW22F/B/M	CPQD30-XW22F/B/M	CPCD30-XW43F/B	CPCD30-XW55F/B	CPCD30-XW56F/B/M	CPCD30-XW10F	CPCD35-XW33F/B/M	CPYD35-XW52F/B/M	CPQD35-XW22F/B/M	CPYD35-XW22F/B/M	CPQD35-XW22F/B/M	CPCD35-XW43F/B	CPCD35-XW55F/B	CPCD35-XW56F/B/M	
1.1	Manufacturer	HANGCHA GROUP CO.,LTD.																	
1.2	Manufacturer's type designation	HANGCHA GROUP CO.,LTD.																	
1.3	Drive: electric (battery or mains), diesel, petrol, fuel gas	Diesel	LPG	Gasoline	LPG	DUAL FUEL	Diesel	Diesel	Diesel	Diesel	Diesel	LPG	Gasoline	LPG	DUAL FUEL	Diesel	Diesel	Diesel	
1.5	Rated capacity/rated load	3000									3500								
1.6	Load centre distance	500									500								
1.8	Load distance, centre of drive axle to fork	480									485								
	Rear overhang	550									615								
1.9	Wheelbase	1700									1700								
2.1	Service Weight	4350									4705								
2.2	Axle loading, laden front/rear	6450/900									7255/950								
2.3	Axle loading, unladen front/rear	1750/2600									1720/2985								
3.2	Tyre size, front	28-9-15-12PR									28-9-15-12PR								
3.3	Tyre size, rear	6.50-10-10PR									6.50-10-10PR								
3.6	Tread, front	1005									1005								
3.7	Tread, rear	975									975								
4.1	Tilt of mast/fork carriage forward/backward	6/12									6/12								
4.2	Height, mast lowered	2050									2165								
4.3	Free lift	145									145								
4.4	Lift	3000									3000								
4.5	Height, mast extended	4145									4145								
4.7	Height of overhead guard (cabin)	2150(2230*)									2150(2230*)								
4.20	Length to face of forks	2730									2800								
4.21	Overall width	1225									1225								
4.22	Fork dimensions	1070*122*45									1070*122*50								
4.31	Ground clearance, laden, below mast	130									130								
4.32	Ground clearance, centre of wheelbase	165									165								
4.35	Turning radius	2355									2415								
	Min. right angle stacking aisle width (Add load length and clearance)	2835									2900								
5.1	Travel speed, laden/unladen	km/h	(-)/17.2(-)/17.6 (-)/18.3	(-)/17.9(-)/18.4 (-)/18.3	(-)/17.9(-)/18.4(-)/18.3	(-)/17.2(-)/17.6	(-)/17.2(-)/17.6	(-)/18.6(-)/19	-/18.6	(-)/17.2(-)/17.6 (-)/17.6	(-)/17.9(-)/18.4 (-)/18.3	(-)/17.9(-)/18.4(-)/18.3	(-)/17.2(-)/17.6	(-)/17.2(-)/17.6	(-)/18.6(-)/19				
5.2	Lift speed, laden/unladen	m/s	0.490/-	0.450/-	0.450/-	0.490/-	0.490/-	0.490/-	0.470/-	0.430/-	0.385/-	0.385/-	0.430/-	0.430/-	0.430/-				
5.3	Lowering speed, laden/unladen	m/s	0.500/-	0.500/-	0.500/-	0.500/-	0.500/-	0.500/-	0.500/-	0.500/-	0.500/-	0.500/-	0.500/-	0.500/-	0.500/-				
5.5	Drawbar pull, laden/unladen	N	(21000/-)/20500(-) (19900/-)	(19800/-)/19300(-) (18700/-)	(19800/-)/19300(-)/18700(-)	(21000/-) (20500/-)	(21000/-) (20500/-)	(20800/-)/20300(-) (19900/-)	16000/-	(21000/-)/20500(-) (19900/-)	(19800/-)/19300(-) (18700/-)	(19800/-)/19300(-)/18700(-)	(21000/-) (20500/-)	(21000/-) (20500/-)	(20800/-)/20300(-) (19900/-)				
5.7	Gradeability, laden/unladen*	%	(27-)/26(-)/25(-)	(25-)/24(-)/23(-)	(25-)/24(-)/23(-)	(27-)/26(-)	(26-)/25(-)	(27-)/26(-)/25(-)	19/-	(24-)/23(-)/22(-)	(22-)/22(-)/21(-)	(22-)/22(-)/21(-)	(24-)/23(-)	(23-)/22(-)	(24-)/23(-)/22(-)				
7.1	Engine manufacturer/type	YANMAR/4TNE98		GCT(NISSAN)/K25LPG	GCT(NISSAN)/K25	CUMMINS/ QSF2.813NA49	mitsubishi/ S4S-Z362CSFL	YANMAR/ 4TNV94L-BXPZH	ISUZU C240PKJ-30	YANMAR/4TNE98	GCT(NISSAN)/K25LPG	GCT(NISSAN)/K25	CUMMINS/ QSF2.813NA49	mitsubishi/ S4S-Z362CSFL	YANMAR/ 4TNV94L-BXPZH				
	Emission STD	StageIIIA/Tier3					StageIIIA	StageIIIA	StageIIIA	StageIIIA/Tier3				StageIIIA					
7.2	Engine power according to DIN ISO 1585	kw	44.3	35	38	36.5	35.3	34.6	35.4	44.3	35	38	36.5	35.3	34.6				
7.3	Rated speed	min	2300	2400	2400	2500	2250	2400	2500	2300	2400	2400	2500	2250	2400				
7.4	Number of cylinders/displacement	(-)/cm ³	4/3319	4/2488	4/2488	4/2800	4/3331	4/3054	4/2369	4/3319	4/2488	4/2488	4/2800	4/3331	4/3054				
7.10	Battery voltage/nominal capacity	V/Ah	12/90	12/60	12/60	12/90	12/90	12/90	12/90	12/90	12/60	12/60	12/60	12/90	12/90				
	Rated torque	Nm/r/min	196/1700	170/1600	185/1600	186/1500	165/1700	191~208.5/1500	139.9/1800	196/1700	170/1600	185/1600	186/1500	165/1700	191~208.5/1500				
	Bore * stroke	mm	98*110	89*100	89*100	94*100	94*110	94*110	86*102	98*110	89*100	89*100	94*100	94*120	94*110				
	Transmissions Manufacturer	HANGCHA/OKAMURA/MS					HANGCHA/OKAMURA			HANGCHA/ OKAMURA/MS	HANGCHA/OKAMURA/MS			HANGCHA/OKAMURA		HANGCHA/ OKAMURA/MS			
	Transmissions Type	Powershift																	
	Stage Fw/Rvs	1/1																	
10.1	Operating pressure for attachments	bar	175																
10.4	Fuel tank capacity	liter	40	70	40	70	70	70	70	70	40	70	40	70	70	70			

Note: *With suspension seat or cabin
* As a calculated value

